

## AUSTRALIAN SUPERBIKE CHAMPIONSHIP

### Round 6 - Phillip Island Grand Prix Circuit September 10 - 12



Date: 12/09/10  
Event: R03  
Weather: Mostly sunny - Temp: 14.0C  
Track: Dry

### INSURE MY RIDE - SUPERSPORT Race 2



Started at: 11:05:38  
Laps: 10  
Starters: 15  
Printed at: 11:25


### PROVISIONAL RESULTS

Pos	No	Gr	Name	Class	Machine	Laps	Race Time	Behind	Fastest Lap	On Lap
1	16	A	Christan CASELLA (VIC) / Aark Electrics / Peter Stevens M-cycles / Triumph	SS	Triumph 675	10	16:26.504		1:37.568	10
2	18	A	Troy HERFOSS (VIC) / Team Suzuki	SS	Suzuki GSXR	10	16:26.507	.003	1:37.526	9
3	25	B	Brodie WATERS (VIC) / Sunstate Waters Racing / AGV / Aplinstar / RST	SS	Suzuki GSXR	10	16:27.474	.970	1:37.492	8
4	96	A	Aaron GOBERT (NSW) / Gobert Motorsports / Bell Helmets / Yamaha / Dynojet	SS	Yamaha YZF-R6	10	16:41.376	14.872	1:39.109	5
5	46	B	Michael JONES (QLD) / California Superbike School Race Team / Yamaha	SS	Yamaha YZF-R6	10	16:46.995	20.491	1:38.943	4
6	60	A	Ben BURKE (NSW)	SS	Yamaha YZF-R6	10	16:47.421	20.917	1:39.373	7
7	30	B	Dylan MAVIN (QLD) / Mavin Industries / Jetset Alice Springs	SS	Honda CBR RR	10	16:50.777	24.273	1:39.825	4
8	82	A	Chris QUINN (NSW) / The Cannon Store / Coopers Pale Ale	SS	Yamaha YZF-R6	10	16:51.477	24.973	1:39.941	10
9	65	A	Blake LEIGH-SMITH (QLD) / Leigh-Smith Racing / Maritimo	SS	Suzuki GSXR	10	16:52.646	26.142	1:39.992	9
10	52	B	Ryan TAYLOR (VIC) / Pakenham Yamaha / Monitor My Super	SS	Yamaha YZF-R6	10	16:52.717	26.213	1:40.161	8
11	22	B	Des DARBY (QLD) / Aark Electrics / Peter Stevens M-cycles / Triumph	SS	Triumph 675	10	16:56.252	29.748	1:40.039	5
12	17	B	Sam HEATH (QLD) / Urbam Systems	SS	Honda CBR RR	10	16:57.338	30.834	1:40.129	3
13	44	B	Jackson LEIGH-SMITH (QLD) / Leigh-Smith Racing / Maritimo	SS	Yamaha YZF-R6	10	17:08.670	42.166	1:41.597	6
14	48	B	Andy LAWSON Jnr (QLD) / Champion's Ride Days Race Team / Palfinger Aust.	SS	Honda CBR RR	10	17:26.478	59.974	1:41.421	7
DNF	58	A	Anthony QUINN (NSW) / The Cannon Store / Coopers Pale Ale	SS	Yamaha YZF-R6	3	5:23.935	7 Laps	1:45.522	2


Fastest Lap was 1:37.492 by Brodie WATERS (VIC)

Current race record for SS class - 1:35.200 by Bryan STARING (VIC) on a Yamaha YZF R6 set on 17/10/09

The results are provisional until the end of the time limit for protests and appeals.



Chief Time Keeper - Scott Laing



Clerk of Course - Tom Williams

Computime Race Timing Systems Pty Ltd © 1996-2008  
Licensed to Computime Race Timing Systems

[www.computime.com.au](http://www.computime.com.au)

**COMPUTIME RACE TIMING SYSTEMS PTY LTD**

9 Timber Lane, Glen Waverley, Vic 3150. Ph : 0418 17 13 17

E-mail : [scott@computime.com.au](mailto:scott@computime.com.au)

## AUSTRALIAN SUPERBIKE CHAMPIONSHIP

### Round 6 - Phillip Island Grand Prix Circuit September 10 - 12



Date: 12/09/10  
Event: R03  
Weather: Mostly sunny - Temp: 14.0C  
Track: Dry

### INSURE MY RIDE - SUPERSPORT Race 2




Started at: 11:05:38  
Laps: 10  
Starters: 15  
Printed at: 11:25

### PROVISIONAL LAP TIMES

No	Name	Lap 1	Lap 2	Lap 3	Lap 4	Lap 5	Lap 6	Lap 7	Lap 8	Lap 9	Lap 10
16	Christan CASELLA (VIC)	1:44.796	1:38.464	1:38.253	1:38.474	1:37.942	1:37.850	1:37.774	1:37.782	1:37.601	<b>1:37.568</b>
17	Sam HEATH (QLD)	1:49.776	1:41.184	<b>1:40.129</b>	1:40.965	1:40.987	1:40.694	1:40.428	1:41.086	1:41.630	1:40.459
18	Troy HERFOSS (VIC)	1:44.399	1:38.615	1:38.410	1:38.754	1:38.013	1:37.945	1:37.644	1:37.541	<b>1:37.526</b>	1:37.660
22	Des DARBY (QLD)	1:48.879	1:40.777	1:41.144	1:40.146	<b>1:40.039</b>	1:40.252	1:40.417	1:40.370	1:42.113	1:42.115
25	Brodie WATERS (VIC)	1:44.345	1:38.637	1:38.410	1:38.552	1:38.164	1:37.752	1:38.241	<b>1:37.492</b>	1:37.900	1:37.981
30	Dylan MAVIN (QLD)	1:46.573	1:40.333	1:40.553	<b>1:39.825</b>	1:40.800	1:41.032	1:39.853	1:39.918	1:40.812	1:41.078
44	Jackson LEIGH-SMITH (QLD)	1:49.553	1:43.101	1:42.699	1:41.988	1:42.055	<b>1:41.597</b>	1:42.160	1:41.643	1:41.929	1:41.945
46	Michael JONES (QLD)	1:47.564	1:40.811	1:40.149	<b>1:38.943</b>	1:40.684	1:41.010	1:39.189	1:39.470	1:39.822	1:39.353
48	Andy LAWSON Jnr (QLD)	1:47.339	2:03.926	1:42.456	1:41.446	1:41.575	1:41.549	<b>1:41.421</b>	1:41.846	1:41.984	1:42.936
52	Ryan TAYLOR (VIC)	1:48.626	1:40.860	1:40.749	1:40.184	1:40.234	1:40.276	1:40.503	<b>1:40.161</b>	1:40.238	1:40.886
58	Anthony QUINN (NSW)	1:51.588	<b>1:45.522</b>	1:46.825							
60	Ben BURKE (NSW)	1:46.632	1:40.350	1:40.491	1:39.955	1:40.683	1:40.692	<b>1:39.373</b>	1:39.590	1:39.770	1:39.885
65	Blake LEIGH-SMITH (QLD)	1:49.576	1:40.591	1:40.403	1:40.120	1:40.152	1:40.234	1:40.343	1:40.041	<b>1:39.992</b>	1:41.194
82	Chris QUINN (NSW)	1:47.480	1:40.896	1:40.687	1:41.295	1:40.248	1:40.299	1:40.227	1:40.286	1:40.118	<b>1:39.941</b>
96	Aaron GOBERT (NSW)	1:46.596	1:39.137	1:39.393	1:39.390	<b>1:39.109</b>	1:39.414	1:39.413	1:39.689	1:39.610	1:39.625

The results are provisional until the end of the time limit for protests and appeals.



Chief Time Keeper - Scott Laing



Clerk of Course - Tom Williams

Computime Race Timing Systems Pty Ltd © 1996-2008  
Licensed to Computime Race Timing Systems

[www.computime.com.au](http://www.computime.com.au)

**COMPUTIME RACE TIMING SYSTEMS PTY LTD**

9 Timber Lane, Glen Waverley, Vic 3150. Ph : 0418 17 13 17

E-mail : [scott@computime.com.au](mailto:scott@computime.com.au)



# AUSTRALIAN SUPERBIKE CHAMPIONSHIP

## Round 6 - Phillip Island Grand Prix Circuit September 10 - 12



### INSURE MY RIDE - SUPERSPORT Race 2



Date: 12/09/10  
Event: R03  
Weather: Mostly sunny - Temp: 14.0C  
Track: Dry

Started at: 11:05:38  
Laps: 10  
Starters: 15  
Printed at: 11:25

### PROVISIONAL FASTEST LAPS SEQUENCE

Lap	Race Pos	No	Name	Machine	Fastest Lap	On Lap
1	1	25	Brodie WATERS (VIC)	Suzuki GSXR	1:44.345	1
2	1	25	Brodie WATERS (VIC)	Suzuki GSXR	1:38.637	2
2	2	18	Troy HERFOSS (VIC)	Suzuki GSXR	1:38.615	2
2	3	16	Christan CASELLA (VIC)	Triumph 675	1:38.464	2
3	1	25	Brodie WATERS (VIC)	Suzuki GSXR	1:38.410	3
3	3	16	Christan CASELLA (VIC)	Triumph 675	1:38.253	3
5	1	16	Christan CASELLA (VIC)	Triumph 675	1:37.942	5
6	1	16	Christan CASELLA (VIC)	Triumph 675	1:37.850	6
6	2	25	Brodie WATERS (VIC)	Suzuki GSXR	1:37.752	6
7	2	18	Troy HERFOSS (VIC)	Suzuki GSXR	1:37.644	7
8	1	18	Troy HERFOSS (VIC)	Suzuki GSXR	1:37.541	8
8	3	25	Brodie WATERS (VIC)	Suzuki GSXR	1:37.492	8

The results are provisional until the end of the time limit for protests and appeals.

Chief Time Keeper - Scott Laing

Clerk of Course - Tom Williams

Computime Race Timing Systems Pty Ltd © 1996-2008  
Licensed to Computime Race Timing Systems

[www.computime.com.au](http://www.computime.com.au)

**COMPUTIME RACE TIMING SYSTEMS PTY LTD**

9 Timber Lane, Glen Waverley, Vic 3150. Ph : 0418 17 13 17

E-mail : [scott@computime.com.au](mailto:scott@computime.com.au)

## AUSTRALIAN SUPERBIKE CHAMPIONSHIP

### Round 6 - Phillip Island Grand Prix Circuit **September 10 - 12**



Date: 12/09/10  
Event: R03  
Weather: Mostly sunny - Temp: 14.0C  
Track: Dry

### INSURE MY RIDE - SUPERSPORT Race 2




Started at: 11:05:38  
Laps: 10  
Starters: 15  
Printed at: 11:25

### PROVISIONAL LAP CHART

Grid	1	2	3	4	5	6	7	8	9	10
18	25	25	25	25	16	16	16	18	18	16
16	18	18	18	16	25	25	18	16	16	18
4	16	16	16	18	18	18	25	25	25	25
25	30	96	96	96	96	96	96	96	96	96
30	96	30	30	30	30	60	60	60	60	46
22	60	60	60	60	60	30	46	46	46	60
60	48	46	46	46	46	46	30	30	30	30
96	82	82	82	82	82	82	82	82	65	82
48	46	52	52	52	52	52	65	65	82	65
46	52	22	65	65	65	65	52	52	52	52
82	22	65	22	22	22	22	22	22	22	22
52	44	17	17	17	17	17	17	17	17	17
44	65	44	44	44	44	44	44	44	44	44
17	17	58	58	48	48	48	48	48	48	48
65	58	48	48							
58										

The results are provisional until the end of the time limit for protests and appeals.



Chief Time Keeper - Scott Laing



Clerk of Course - Tom Williams

Computime Race Timing Systems Pty Ltd © 1996-2008  
Licensed to Computime Race Timing Systems

[www.computime.com.au](http://www.computime.com.au)

**COMPUTIME RACE TIMING SYSTEMS PTY LTD**

9 Timber Lane, Glen Waverley, Vic 3150. Ph : 0418 17 13 17

E-mail : [scott@computime.com.au](mailto:scott@computime.com.au)



## AUSTRALIAN SUPERBIKE CHAMPIONSHIP

### Round 6 - Phillip Island Grand Prix Circuit September 10 - 12



#### INSURE MY RIDE - SUPERSPORT Race 2





Date: 12/09/10  
Event: R03  
Weather: Mostly sunny - Temp: 14.0C  
Track: Dry

Started at: 11:05:38  
Laps: 10  
Starters: 15  
Printed at: 11:25

#### PROVISIONAL SPLIT TIMES

Lap	Split 1	Split 2	Split 3	Lap Time	Lap	Split 1	Split 2	Split 3	Lap Time
<b>16 Christan CASELLA (VIC) (1st)</b>					<b>46 Michael JONES (QLD) (5th)</b>				
1	36.902	39.531	27.192	1:43.625	1	37.403	40.069	27.557	1:45.029
2	32.080	39.159	27.225	1:38.464	2	32.855	40.227	27.729	1:40.811
3	31.943	38.954	27.356	1:38.253	3	33.005	39.830	27.314	1:40.149
4	32.078	39.318	27.078	1:38.474	4	<u>32.215</u>	<u>39.349</u>	27.379	<u>1:38.943</u>
5	31.874	38.969	27.099	1:37.942	5	32.962	40.113	27.609	1:40.684
6	31.974	38.782	27.094	1:37.850	6	33.141	40.154	27.715	1:41.010
7	31.977	38.816	26.981	1:37.774	7	32.508	39.438	<u>27.243</u>	1:39.189
8	31.861	39.015	<u>26.906</u>	1:37.782	8	32.340	39.820	27.310	1:39.470
9	<u>31.859</u>	38.735	27.007	1:37.601	9	32.412	39.386	28.024	1:39.822
10	31.880	<u>38.725</u>	26.963	<u>1:37.568</u>	10	32.290	39.748	27.315	1:39.353
<b>17 Sam HEATH (QLD) (12th)</b>					<b>48 Andy LAWSON Jnr (QLD) (14th)</b>				
1	37.542	41.576	27.865	1:46.983	1	36.718	40.511	<u>27.745</u>	1:44.974
2	33.105	40.432	27.647	1:41.184	2	<u>32.758</u>	40.394	50.774	2:03.926
3	32.694	40.001	<u>27.434</u>	<u>1:40.129</u>	3	33.892	40.550	28.014	1:42.456
4	32.609	40.659	27.697	1:40.965	4	33.123	40.429	27.894	1:41.446
5	<u>32.366</u>	40.676	27.945	1:40.987	5	33.374	40.389	27.812	1:41.575
6	32.692	40.165	27.837	1:40.694	6	33.189	40.489	27.871	1:41.549
7	32.725	<u>39.982</u>	27.721	1:40.428	7	33.208	<u>40.336</u>	27.877	<u>1:41.421</u>
8	32.948	40.319	27.819	1:41.086	8	33.308	40.601	27.937	1:41.846
9	32.918	41.044	27.668	1:41.630	9	33.288	40.616	28.080	1:41.984
10	32.730	40.175	27.554	1:40.459	10	33.480	40.829	28.627	1:42.936
<b>18 Troy HERFOSS (VIC) (2nd)</b>					<b>52 Ryan TAYLOR (VIC) (10th)</b>				
1	36.484	39.539	27.206	1:43.229	1	37.028	41.134	27.838	1:46.000
2	32.139	39.156	27.320	1:38.615	2	33.090	40.257	27.513	1:40.860
3	31.773	38.834	27.803	1:38.410	3	32.812	40.201	27.736	1:40.749
4	32.249	39.526	26.979	1:38.754	4	32.762	<u>39.864</u>	27.558	1:40.184
5	31.899	39.116	26.998	1:38.013	5	32.730	39.973	27.531	1:40.234
6	31.992	38.863	27.090	1:37.945	6	32.818	39.963	27.495	1:40.276
7	31.865	38.703	27.076	1:37.644	7	32.774	39.937	27.792	1:40.503
8	31.796	38.960	<u>26.785</u>	1:37.541	8	32.716	39.973	27.472	<u>1:40.161</u>
9	<u>31.699</u>	<u>38.690</u>	27.137	<u>1:37.526</u>	9	32.910	39.865	<u>27.463</u>	1:40.238
10	31.841	39.007	26.812	1:37.660	10	<u>32.632</u>	40.168	28.086	1:40.886
<b>22 Des DARBY (QLD) (11th)</b>					<b>58 Anthony QUINN (NSW) (15th)</b>				
1	37.939	40.823	28.011	1:46.773	1	37.631	<u>41.693</u>	<u>28.944</u>	1:48.268
2	32.923	40.336	27.518	1:40.777	2	<u>34.172</u>	41.743	29.607	<u>1:45.522</u>
3	<u>32.495</u>	41.025	27.624	1:41.144	3	34.662	42.334	29.829	1:46.825
4	32.508	40.025	27.613	1:40.146	<b>60 Ben BURKE (NSW) (6th)</b>				
5	32.618	40.008	<u>27.413</u>	<u>1:40.039</u>	1	36.733	40.259	27.666	1:44.658
6	32.759	39.963	27.530	1:40.252	2	33.104	39.879	27.367	1:40.350
7	32.945	<u>39.734</u>	27.738	1:40.417	3	32.614	40.331	27.546	1:40.491
8	32.688	39.922	27.760	1:40.370					

  
Chief Time Keeper - Scott Laing

  
Clerk of Course - Tom Williams

Computime Race Timing Systems Pty Ltd © 1996-2008  
Licensed to Computime Race Timing Systems

[www.computime.com.au](http://www.computime.com.au)

**COMPUTIME RACE TIMING SYSTEMS PTY LTD**  
9 Timber Lane, Glen Waverley, Vic 3150. Ph : 0418 17 13 17  
E-mail : [scott@computime.com.au](mailto:scott@computime.com.au)



## AUSTRALIAN SUPERBIKE CHAMPIONSHIP

### Round 6 - Phillip Island Grand Prix Circuit **September 10 - 12**



### INSURE MY RIDE - SUPERSPORT Race 2




Date: 12/09/10  
Event: R03  
Weather: Mostly sunny - Temp: 14.0C  
Track: Dry

Started at: 11:05:38  
Laps: 10  
Starters: 15  
Printed at: 11:25

### PROVISIONAL SPLIT TIMES

Lap	Split 1	Split 2	Split 3	Lap Time	Lap	Split 1	Split 2	Split 3	Lap Time
9	33.219	40.840	28.054	1:42.113	4	32.557	39.942	27.456	1:39.955
10	33.313	40.615	28.187	1:42.115	5	32.936	40.087	27.660	1:40.683
<b>25 Brodie WATERS (VIC) (3rd)</b>					6	33.096	40.103	27.493	1:40.692
1	36.080	39.666	27.229	1:42.975	7	32.419	<b>39.621</b>	27.333	<b>1:39.373</b>
2	31.910	39.384	27.343	1:38.637	8	32.367	39.826	27.397	1:39.590
3	31.899	38.961	27.550	1:38.410	9	32.442	39.866	27.462	1:39.770
4	31.987	39.357	27.208	1:38.552	10	<b>32.329</b>	40.235	<b>27.321</b>	1:39.885
5	31.967	39.077	27.120	1:38.164	<b>65 Blake LEIGH-SMITH (QLD) (9th)</b>				
6	31.918	38.930	<b>26.904</b>	1:37.752	1	37.063	41.559	27.962	1:46.584
7	31.998	39.236	27.007	1:38.241	2	32.830	40.168	27.593	1:40.591
8	<b>31.680</b>	<b>38.905</b>	26.907	<b>1:37.492</b>	3	32.725	40.170	27.508	1:40.403
9	31.758	39.055	27.087	1:37.900	4	32.625	40.004	27.491	1:40.120
10	31.767	39.032	27.182	1:37.981	5	32.731	40.008	<b>27.413</b>	1:40.152
<b>30 Dylan MAVIN (QLD) (7th)</b>					6	32.735	40.014	27.485	1:40.234
1	37.144	40.021	27.822	1:44.987	7	32.804	39.901	27.638	1:40.343
2	32.890	39.872	27.571	1:40.333	8	<b>32.400</b>	40.044	27.597	1:40.041
3	32.855	40.045	27.653	1:40.553	9	32.711	<b>39.716</b>	27.565	<b>1:39.992</b>
4	32.628	<b>39.644</b>	27.553	<b>1:39.825</b>	10	32.595	40.451	28.148	1:41.194
5	32.905	40.110	27.785	1:40.800	<b>82 Chris QUINN (NSW) (8th)</b>				
6	32.893	40.406	27.733	1:41.032	1	36.624	40.808	27.640	1:45.072
7	<b>32.419</b>	39.939	<b>27.495</b>	1:39.853	2	32.860	40.165	27.871	1:40.896
8	32.482	39.866	27.570	1:39.918	3	32.890	40.154	27.643	1:40.687
9	32.790	40.178	27.844	1:40.812	4	32.750	40.169	28.376	1:41.295
10	32.844	40.305	27.929	1:41.078	5	32.695	39.877	27.676	1:40.248
<b>44 Jackson LEIGH-SMITH (QLD) (13th)</b>					6	32.729	39.919	27.651	1:40.299
1	37.212	41.709	28.011	1:46.932	7	32.709	39.856	27.662	1:40.227
2	33.790	40.830	28.481	1:43.101	8	32.588	39.981	27.717	1:40.286
3	33.426	41.057	28.216	1:42.699	9	32.869	<b>39.712</b>	<b>27.537</b>	1:40.118
4	33.419	40.596	27.973	1:41.988	10	<b>32.423</b>	39.759	27.759	<b>1:39.941</b>
5	33.379	40.565	28.111	1:42.055	<b>96 Aaron GOBERT (NSW) (4th)</b>				
6	<b>33.264</b>	40.411	<b>27.922</b>	<b>1:41.597</b>	1	36.865	40.263	27.470	1:44.598
7	33.466	40.687	28.007	1:42.160	2	<b>32.119</b>	39.633	27.385	1:39.137
8	33.413	<b>40.265</b>	27.965	1:41.643	3	32.229	39.819	<b>27.345</b>	1:39.393
9	33.330	40.640	27.959	1:41.929	4	32.254	39.716	27.420	1:39.390
10	33.357	40.531	28.057	1:41.945	5	32.316	<b>39.423</b>	27.370	<b>1:39.109</b>
					6	32.347	39.638	27.429	1:39.414
					7	32.236	39.769	27.408	1:39.413
					8	32.272	39.932	27.485	1:39.689
					9	32.314	39.797	27.499	1:39.610
					10	32.333	39.733	27.559	1:39.625

The results are provisional until the end of the time limit for protests and appeals.

  
Chief Time Keeper - Scott Laing

  
Clerk of Course - Tom Williams

Computime Race Timing Systems Pty Ltd © 1996-2008  
Licensed to Computime Race Timing Systems

[www.computime.com.au](http://www.computime.com.au)

COMPUTIME RACE TIMING SYSTEMS PTY LTD

9 Timber Lane, Glen Waverley, Vic 3150. Ph : 0418 17 13 17

E-mail : [scott@computime.com.au](mailto:scott@computime.com.au)

## AUSTRALIAN SUPERBIKE CHAMPIONSHIP

**Round 6 - Phillip Island Grand Prix Circuit September 10 - 12**



### INSURE MY RIDE - AUSTRALIAN SUPERSPORT PROVISIONAL ROUND POINTS



#### AUSTRALIAN SUPERSPORT CHAMPIONSHIP - OVERALL


Pos	No	Name	Pole Posn	Rnd 6 Race 1	Rnd 6 Race 2	Total
1	18	Troy HERFOSS (VIC)	1	25	20	46
2	16	Christan CASELLA (VIC)	0	18	25	43
3	25	Brodie WATERS (VIC)	0	20	18	38
4	60	Ben BURKE (NSW)	0	17	15	32
5	96	Aaron GOBERT (NSW)	0	14	17	31
6	46	Michael JONES (QLD)	0	15	16	31
7	30	Dylan MAVIN (QLD)	0	16	14	30
8	52	Ryan TAYLOR (VIC)	0	13	11	24
9	65	Blake LEIGH-SMITH (QLD)	0	10	12	22
10	22	Des DARBY (QLD)	0	12	10	22
11	82	Chris QUINN (NSW)	0	8	13	21
12	17	Sam HEATH (QLD)	0	9	9	18
13	48	Andy LAWSON JNR (QLD)	0	11	7	18
14	44	Jackson LEIGH-SMITH (QLD)	0	0	8	8


#### AUSTRALIAN SUPERSPORT CHAMPIONSHIP - OVERALL

Pos	No	Name	Pole Posn	Rnd 6 Race 1	Rnd 6 Race 2	Total
1		Yamaha	0	67	80	147
2		Suzuki	1	55	50	106
3		Honda	0	36	30	66
4		Triumph	0	30	35	65

#### AUSTRALIAN SUPERSPORT CHAMPIONSHIP - PRIVATEERS

Pos	No	Name	Pole Posn	Rnd 6 Race 1	Rnd 6 Race 2	Total
1	16	Christan CASELLA (VIC)	1	20	25	46
2	25	Brodie WATERS (VIC)	0	25	20	45
3	60	Ben BURKE (NSW)	0	18	16	34
4	96	Aaron GOBERT (NSW)	0	15	18	33
5	46	Michael JONES (QLD)	0	16	17	33
6	30	Dylan MAVIN (QLD)	0	17	15	32
7	52	Ryan TAYLOR (VIC)	0	14	12	26
8	65	Blake LEIGH-SMITH (QLD)	0	11	13	24
9	22	Des DARBY (QLD)	0	13	11	24
10	82	Chris QUINN (NSW)	0	9	14	23
11	17	Sam HEATH (QLD)	0	10	10	20
12	48	Andy LAWSON JNR (QLD)	0	12	8	20

  
Chief Time Keeper - Scott Laing

  
Clerk of Course - Tom Williams

Computime Race Timing Systems Pty Ltd © 1996-2008  
Licensed to Computime Race Timing Systems

[www.computime.com.au](http://www.computime.com.au)

**COMPUTIME RACE TIMING SYSTEMS PTY LTD**  
9 Timber Lane, Glen Waverley, Vic 3150. Ph : 0418 17 13 17  
E-mail : [scott@computime.com.au](mailto:scott@computime.com.au)



2010



# AUSTRALIAN SUPERBIKE CHAMPIONSHIP

## Round 6 - Phillip Island Grand Prix Circuit September 10 - 12



### INSURE MY RIDE - AUSTRALIAN SUPERSPORT PROVISIONAL ROUND POINTS



#### AUSTRALIAN SUPERSPORT CHAMPIONSHIP - PRIVATEERS

Pos	No	Name	Pole Posn	Rnd 6 Race 1	Rnd 6 Race 2	Total
13	44	Jackson LEIGH-SMITH (QLD)	0	0	9	9

Chief Time Keeper - Scott Laing

Clerk of Course - Tom Williams

Computime Race Timing Systems Pty Ltd © 1996-2008  
Licensed to Computime Race Timing Systems

[www.computime.com.au](http://www.computime.com.au)

**COMPUTIME RACE TIMING SYSTEMS PTY LTD**

9 Timber Lane, Glen Waverley, Vic 3150. Ph : 0418 17 13 17

E-mail : [scott@computime.com.au](mailto:scott@computime.com.au)





# AUSTRALIAN SUPERBIKE CHAMPIONSHIP

**Round 6 - Phillip Island Grand Prix Circuit September 10 - 12**



## INSURE MY RIDE - AUSTRALIAN SUPERSPORT PROVISIONAL SERIES POINTS



### AUSTRALIAN SUPERSPORT CHAMPIONSHIP - OVERALL

Pos	No	Name	Pts After Rnd 5	Pole Posn	Rnd 6 Race 1	Rnd 6 Race 2	Total
1	18	Troy HERFOSS (VIC)	178	1	25	20	224
2	16	Christan CASELLA (VIC)	150	0	18	25	193
3	25	Brodie WATERS (VIC)	141	0	20	18	179
4	96	Aaron GOBERT (NSW)	98	0	14	17	129
5	82	Chris QUINN (NSW)	107	0	8	13	128
6	60	Ben BURKE (NSW)	87	0	17	15	119
7	52	Ryan TAYLOR (VIC)	80	0	13	11	104
8	65	Blake LEIGH-SMITH (QLD)	63	0	10	12	85
9	22	Des DARBY (QLD)	63	0	12	10	85
10	17	Sam HEATH (QLD)	62	0	9	9	80
11	48	Andy LAWSON JNR (QLD)	60	0	11	7	78
12	21	Kevin CURTAIN (VIC)	70	0	0	0	70
13	35	Mitchell CARR (NSW)	68	0	0	0	68
14	30	Dylan MAVIN (QLD)	35	0	16	14	65
15	23	Rick OLSON (VIC)	55	0	0	0	55
16	82	Anthony QUINN (NSW)	54	0	0	0	54
17		Cohen ARTHUR (QLD)	53	0	0	0	53
18	46	Michael JONES (QLD)	0	0	15	16	31
19	11	Pat MEDCALF (VIC)	31	0	0	0	31
20		Chas HERN (VIC)	30	0	0	0	30
21		John ROSS (NZ)	29	0	0	0	29
22		Jed METCHER (VIC)	24	0	0	0	24
23		Mitchell PIROTTA (NSW)	23	0	0	0	23
24		Aaron MORRIS (NSW)	19	0	0	0	19
25		Ralph MAMMOLITI (WA)	9	0	0	0	9
26	44	Jackson LEIGH-SMITH (QLD)	0	0	0	8	8

### AUSTRALIAN SUPERSPORT CHAMPIONSHIP - OVERALL

Pos	No	Name	Pts After Rnd 5	Pole Posn	Rnd 6 Race 1	Rnd 6 Race 2	Total
1		Yamaha	745	0	67	80	892
2		Suzuki	464	1	55	50	570
3		Triumph	213	0	30	35	278
4		Honda	157	0	36	30	223
5		Kawasaki	9	0	0	0	9

Chief Time Keeper - Scott Laing

Clerk of Course - Tom Williams

Computime Race Timing Systems Pty Ltd © 1996-2008  
Licensed to Computime Race Timing Systems

[www.computime.com.au](http://www.computime.com.au)

**COMPUTIME RACE TIMING SYSTEMS PTY LTD**  
9 Timber Lane, Glen Waverley, Vic 3150. Ph : 0418 17 13 17  
E-mail : [scott@computime.com.au](mailto:scott@computime.com.au)



2010



# AUSTRALIAN SUPERBIKE CHAMPIONSHIP

## Round 6 - Phillip Island Grand Prix Circuit September 10 - 12



### INSURE MY RIDE - AUSTRALIAN SUPERSPORT PROVISIONAL SERIES POINTS



#### AUSTRALIAN SUPERSPORT CHAMPIONSHIP - PRIVATEERS

Pos	No	Name	Pts After Rnd 5	Pole Posn	Rnd 6 Race 1	Rnd 6 Race 2	Total
1	16	Christan CASELLA (VIC)	175	1	20	25	221
2	25	Brodie WATERS (VIC)	170	0	25	20	215
3	82	Chris QUINN (NSW)	127	0	9	14	150
4	96	Aaron GOBERT (NSW)	113	0	15	18	146
5	60	Ben BURKE (NSW)	101	0	18	16	135
6	52	Ryan TAYLOR (VIC)	92	0	14	12	118
7	22	Des DARBY (QLD)	76	0	13	11	100
8	65	Blake LEIGH-SMITH (QLD)	74	0	11	13	98
9	17	Sam HEATH (QLD)	77	0	10	10	97
10	48	Andy LAWSON JNR (QLD)	76	0	12	8	96
11	35	Mitchell CARR (NSW)	78	0	0	0	78
12	30	Dylan MAVIN (QLD)	41	0	17	15	73
13		Cohen ARTHUR (QLD)	68	0	0	0	68
14	58	Anthony QUINN (NSW)	67	0	0	0	67
15		John ROSS (NZ)	35	0	0	0	35
16	46	Michael JONES (QLD)	0	0	16	17	33
17		Chas HERN (VIC)	33	0	0	0	33
18		Jed METCHER (VIC)	27	0	0	0	27
19		Mitchell PIROTTA (NSW)	27	0	0	0	27
20	4	Aaron MORRIS (NSW)	23	0	0	0	23
21		Ralph MAMMOLITI (WA)	11	0	0	0	11
22	44	Jackson LEIGH-SMITH (QLD)	0	0	0	9	9

Chief Time Keeper - Scott Laing

Clerk of Course - Tom Williams

Computime Race Timing Systems Pty Ltd © 1996-2008  
Licensed to Computime Race Timing Systems

[www.computime.com.au](http://www.computime.com.au)

**COMPUTIME RACE TIMING SYSTEMS PTY LTD**

9 Timber Lane, Glen Waverley, Vic 3150. Ph : 0418 17 13 17

E-mail : [scott@computime.com.au](mailto:scott@computime.com.au)